

1. Name of Listed Entity: **Triveni Turbine Limited**
2. Scrip Code/Name of Scrip/Class of Security: **NSE : TRITURBINE / BSE : 533655**
3. Share Holding Pattern Filed under: **31-1-b**
4. Share Holding Pattern as on : **31st March 2019**
5. **Declaration:** The Listed entity is required to submit the following declaration to the extent of submission of information:-

S. No.	Particulars	Yes/No	
1	Whether the Listed Entity has issued any partly paid up shares?	No	
2	Whether the Listed Entity has issued any Convertible Securities or Warrants?	No	
3	Whether the Listed Entity has any shares against which depository receipts are issued?	No	
4	Whether the Listed Entity has any shares in locked-in?	No	
5	Whether any shares held by promoters are pledge or otherwise encumbered?	Yes	Promoter and Promoter Group
6	Whether the Listed Entity has issued any differential Voting Rights?	No	



Table - I Summary Statement holding of specified Securities

Category	Category of shareholder	Nos. of shareholders	No. of fully paid up equity shares held	No. of Partly paid-up equity shares held	No. of shares underlying Depository Receipts	Total nos. shares held	Shareholding as a % of total no. of shares (calculated as per SCRR, 1957) As a % of (A+B+C2)	Number of Voting Rights held in each class of securities				No. of Shares Underlying Outstanding convertible securities	No. of Shares Underlying Outstanding Warrants	No. of Shares Underlying Outstanding convertible securities and No. of Warrants	Shareholding, as a % assuming full conversion of convertible securities (as a percentage of diluted share capital) As a % of (A+B+C2)	Number of Locked in shares		Number of Shares pledged or otherwise encumbered		Number of equity shares held in dematerialized form				
								(IX) No of Voting (XIV) Rights			Total as a % of (A+B+C)					(X)	(XI)	(XI)(a)	(XII) No.(a)		As a % of total Shares held (b)	(XIII) No.(a)	As a % of total Shares held (b)	(XIV)
								Class eg: X	Class eg: Y	Total														
A	Promoter & Promoter Group	8	219142811	0	0	219142811	67.78	219142811	0	219142811	67.78	0	0	0	67.78	0	0	6000000	2.74	219142811				
B	Public	30004	104162673	0	0	104162673	32.22	104162673	0	104162673	32.22	0	0	0	32.22	0	0	0	0.00	104023516				
C	Non Promoter- Non Public	0	0	0	0	0	0.00	0	0	0	0.00	0	0	0	0.00	0	0	0	0.00	0				
C1	Shares underlying DRs	0	0	0	0	0	0.00	0	0	0	0.00	0	0	0	0.00	0	0	0	0.00	0				
C2	Shares held by Employee Trusts	0	0	0	0	0	0.00	0	0	0	0.00	0	0	0	0.00	0	0	0	0.00	0				
	Total	30012	323305484	0	0	323305484	100	323305484	0	323305484	100	0	0	0	100	0	0	6000000	1.86	323166327				

For TRIVENI TURBINE LTD.

Rajiv Sarda

Company Secretary

Table - II Statement Showing Shareholding Pattern of Promoters and promoter Group

Sr	Category and name of shareholder	PAN	Nos. of shareholders	No. of fully paid up equity shares held	No. of Partly paid-up equity shares held	No. of shares underlying Depository Receipts	Total nos. shares held	Shareholding as a % of total no. of shares (calculated as per SCRR, 1957) As a % of (A+B+C2)	Number of Voting Rights held in each class of securities			No. of Shares Underlying Outstanding convertible securities	No. of Shares Underlying Outstanding Warrants	No. of Shares Underlying Outstanding securities and No. of Warrants	Shareholding as a % assuming full conversion of convertible securities (as a percentage of diluted share capital) As a % of (A+B+C2)	Number of Locked in shares		Number of Shares pledged or otherwise encumbered	Number of equity shares held in dematerialized form						
									(X)							(X)	(Xi)			(Xi)(a)	(Xl)=(Vll)+(X)	(Xll)		(Xlll)	(XlV)
									Class eg: X	Class eg:y	Total											Total as a % of Total Voting Rights	No.(a)		
1	Indian		0	0	0	0	0	0	0	0	0	0	0	0	0	0	0	0	0						
a	Individuals/Hindu undivided Family		4	32360047	0	0	32360047	10.01	32360047	0	32360047	10.01	0	0	10.01	0	0	6000000	18.54	32360047					
	TARANA SAWHNEY	AQKPS5475K		24484	0	0	24484	0.01	24484	0	24484	0.01	0	0	0.01	0	0	0	0	24484					
	TARUN SAWHNEY	AATPS0679L		13972088	0	0	13972088	4.32	13972088	0	13972088	4.32	0	0	4.32	0	0	6000000	42.94	13972088					
	MANMOHAN SAWHNEY HUF	AAEHM5549L		3603229	0	0	3603229	1.11	3603229	0	3603229	1.11	0	0	1.11	0	0	0	0	3603229					
	NIKHIL SAWHNEY	AAUPS0222Q		14760246	0	0	14760246	4.57	14760246	0	14760246	4.57	0	0	4.57	0	0	0	0	14760246					
b	Central Government/ State Government(s)		0	0	0	0	0	0	0	0	0	0	0	0	0	0	0	0	0	0					
c	Financial Institutions/ Banks		0	0	0	0	0	0	0	0	0	0	0	0	0	0	0	0	0	0					
d	Any Other (specify)		2	157557244	0	0	157557244	48.73	157557244	0	157557244	48.73	0	0	48.73	0	0	0	0	157557244					
	Body Corporate		2	157557244	0	0	157557244	48.73	157557244	0	157557244	48.73	0	0	48.73	0	0	0	0	157557244					
	SUBHADRA TRADE AND FINANCE LIMITED	AAHCS6242G		86929264	0	0	86929264	26.89	86929264	0	86929264	26.89	0	0	26.89	0	0	0	0	86929264					
	TRIVENI ENGINEERING & INDUSTRIES LIMITED	AABCT6370L		70627980	0	0	70627980	21.85	70627980	0	70627980	21.85	0	0	21.85	0	0	0	0	70627980					
	Trust		0	0	0	0	0	0	0	0	0	0	0	0	0	0	0	0	0	0					
	TARUN SAWHNEY TRUST	AACTT8710G		0	0	0	0	0	0	0	0	0	0	0	0	0	0	0	0	0					
	NIKHIL SAWHNEY TRUST	AACTN4759P		0	0	0	0	0	0	0	0	0	0	0	0	0	0	0	0	0					
	Sub-Total (A)(1)		6	189917291	0	0	189917291	58.74	189917291	0	189917291	58.74	0	0	58.74	0	0	6000000	3.16	189917291					
2	Foreign		0	0	0	0	0	0	0	0	0	0	0	0	0	0	0	0	0	0					
a	Individuals (Non-Resident Individuals/ Foreign Individuals)		2	29225520	0	0	29225520	9.04	29225520	0	29225520	9.04	0	0	9.04	0	0	0	0	29225520					
	RATI SAWHNEY	AAUPS0223R		5838707	0	0	5838707	1.81	5838707	0	5838707	1.81	0	0	1.81	0	0	0	0	5838707					
	DHRUV MANMOHAN SAWHNEY	AATPS0680B		23386813	0	0	23386813	7.23	23386813	0	23386813	7.23	0	0	7.23	0	0	0	0	23386813					
b	Government		0	0	0	0	0	0	0	0	0	0	0	0	0	0	0	0	0	0					
c	Institutions		0	0	0	0	0	0	0	0	0	0	0	0	0	0	0	0	0	0					
d	Foreign Portfolio Investor		0	0	0	0	0	0	0	0	0	0	0	0	0	0	0	0	0	0					
e	Any Other (specify)		0	0	0	0	0	0	0	0	0	0	0	0	0	0	0	0	0	0					
	Sub-Total (A)(2)		2	29225520	0	0	29225520	9.04	29225520	0	29225520	9.04	0	0	9.04	0	0	0	0	29225520					
	Total Shareholding of Promoter and Promoter Group (A)= (A)(1)+(A)(2)		8	219142811	0	0	219142811	67.78	219142811	0	219142811	67.78	0	0	67.78	0	0	6000000	2.74	219142811					



Table - II-A Unclaimed Details of Promoters and promoter Group ----- NOT APPLICABLE

Details of Shares which remain unclaimed may be given hear along with details such as number of shareholders, outstanding shares held in	
No. of shareholders	No of Shares held



Table - III Statement Showing Shareholding Pattern of Public Shareholders

Sr	Category & Name of the Shareholders	PAN	Nos. of shareholders	No. of fully paid up equity shares held	No. of Partly paid up equity shares held	Nos. of shares underlying Depository Receipts	Total nos. shares held	Shareholding as a % of total no of shares (calculated as per SCRR, 1957)	Number of Voting Rights held in each class of securities			No. of Shares Underlying Outstanding convertible securities	No. of Shares Underlying Outstanding Warrants	No. of Shares Underlying Outstanding convertible securities and No. of Warrants	Shareholding, as a % assuming full conversion of convertible securities (as a percentage of diluted share capital)	Number of Locked in shares (XII)		Number of Shares pledged or otherwise encumbered (XIII)		Number of equity shares held in dematerialized form (XIV)		
									(IX)							Total as a % of Total Voting rights	No. (a)	As a % of total Shares held (b)	No. (a)		As a % of total Shares held (b)	
									No of Voting (XIV) Rights													As a % of (A+B+C2)
									Class eg: X	Class eg: Y	Total											
1	Institutions		0	0	0	0	0	0.00	0	0	0	0.00	0	0	0	0	0	0	0			
a	Mutual Funds/		29	50232748	0	0	50232748	15.54	50232748	0	50232748	15.54	0	0	0	0	0	0	0	50232748		
	ICICI PRUDENTIAL MUTUAL FUND	AAAA10038F	0	3849383	0	0	3849383	1.19	3849383	0	3849383	1.19	0	0	0	0	0	0	0	3849383		
	DSP SMALL CAP FUND	AAAJD0430B	0	3963651	0	0	3963651	1.23	3963651	0	3963651	1.23	0	0	0	0	0	0	0	3963651		
	L&T MUTUAL FUND	AAATC4460E	0	10594398	0	0	10594398	3.28	10594398	0	10594398	3.28	0	0	0	0	0	0	0	10594398		
	RELIANCE MUTUAL FUND	AAATR0090B	0	18473185	0	0	18473185	5.71	18473185	0	18473185	5.71	0	0	0	0	0	0	0	18473185		
	FRANKLIN INDIA SMALLER COMPANIES FUND	AAATT4931H	0	7324284	0	0	7324284	2.27	7324284	0	7324284	2.27	0	0	0	0	0	0	0	7324284		
	SBI MUTUAL FUND	AABTS6407Q	0	5148600	0	0	5148600	1.59	5148600	0	5148600	1.59	0	0	0	0	0	0	0	5148600		
b	Venture Capital Funds		0	0	0	0	0	0.00	0	0	0	0.00	0	0	0	0	0	0	0	0		
c	Alternate Investment Funds		1	829427	0	0	829427	0.26	829427	0	829427	0.26	0	0	0	0	0	0	0	0		
d	Foreign Venture Capital Investors		0	0	0	0	0	0.00	0	0	0	0.00	0	0	0	0	0	0	0	829427		
e	Foreign Portfolio Investors		23	37906353	0	0	37906353	11.72	37906353	0	37906353	11.72	0	0	0	0	0	0	0	0		
	NALANDA INDIA FUND LIMITED	AACCN5849D	0	18170454	0	0	18170454	5.62	18170454	0	18170454	5.62	0	0	0	0	0	0	0	37906353		
	NALANDA INDIA EQUITY FUND LIMITED	AADCN6131F	0	9802350	0	0	9802350	3.03	9802350	0	9802350	3.03	0	0	0	0	0	0	0	18170454		
	NATIONAL WESTMINSTER BANK PLC AS TRUSTEE OF THE JUPITER INDIA FUND	AABTT4862E	0	4459702	0	0	4459702	1.38	4459702	0	4459702	1.38	0	0	0	0	0	0	0	4459702		
f	Financial Institutions/ Banks		2	66313	0	0	66313	0.02	66313	0	66313	0.02	0	0	0	0	0	0	0	66313		
g	Insurance Companies		0	0	0	0	0	0.00	0	0	0	0.00	0	0	0	0	0	0	0	0		
h	Provident Funds/ Pension Funds		0	0	0	0	0	0.00	0	0	0	0.00	0	0	0	0	0	0	0	0		
i	Any Other (specify)		0	0	0	0	0	0.00	0	0	0	0.00	0	0	0	0	0	0	0	0		
	Sub-Total (B)(1)		55	89034841	0	0	89034841	27.54	89034841	0	89034841	27.54	0	0	0	0	0	0	0	89034841		
2	Central Government/ State Government(s)/ President of India		0	0	0	0	0	0.00	0	0	0	0.00	0	0	0	0	0	0	0	0		
	Sub-Total (B)(2)		0	0	0	0	0	0.00	0	0	0	0.00	0	0	0	0	0	0	0	0		
3	Non-institutions		0	0	0	0	0	0.00	0	0	0	0.00	0	0	0	0	0	0	0	0		
a	Individuals -		28332	12419697	0	0	12419697	3.84	12419697	0	12419697	3.84	0	0	0	0	0	0	0	0		
i	Individual shareholders holding nominal share capital up to Rs. 2 lakhs.		28330	9497538	0	0	9497538	2.94	9497538	0	9497538	2.94	0	0	0	0	0	0	0	9358381		
ii	Individual shareholders holding nominal share capital in excess of Rs. 2 lakhs.		2	2922159	0	0	2922159	0.90	2922159	0	2922159	0.90	0	0	0	0	0	0	0	2922159		
b	NBFCs registered with RBI		1	300	0	0	300	0.00	300	0	300	0.00	0	0	0	0	0	0	0	300		
c	Employee Trusts		0	0	0	0	0	0.00	0	0	0	0.00	0	0	0	0	0	0	0	0		
d	Overseas Depositories (holding DRs) (balancing figure)		0	0	0	0	0	0.00	0	0	0	0.00	0	0	0	0	0	0	0	0		
e	Any Other (specify)		1616	2707835	0	0	2707835	0.84	2707835	0	2707835	0.84	0	0	0	0	0	0	0	2707835		
	Bodies Corporate		407	1664888	0	0	1664888	0.51	1664888	0	1664888	0.51	0	0	0	0	0	0	0	1664888		
	Clearing member		31	44377	0	0	44377	0.01	44377	0	44377	0.01	0	0	0	0	0	0	0	44377		
	Non-Resident Indian (NRI)		533	675265	0	0	675265	0.21	675265	0	675265	0.21	0	0	0	0	0	0	0	675265		
	Trusts		1	17963	0	0	17963	0.01	17963	0	17963	0.01	0	0	0	0	0	0	0	17963		
	HUF		643	273932	0	0	273932	0.08	273932	0	273932	0.08	0	0	0	0	0	0	0	273932		
	IEPF		1	31410	0	0	31410	0.01	31410	0	31410	0.01	0	0	0	0	0	0	0	31410		
	Sub-Total (B)(3)		29949	15127832	0	0	15127832	4.68	15127832	0	15127832	4.68	0	0	0	0	0	0	0	31410		
	Total Public Shareholding (B)=(B)(1)+(B)(2)+(B)(3)		30004	104162673	0	0	104162673	32.22	104162673	0	104162673	32.22	0	0	0	0	0	0	0	1498675		




Table - III-A Details of the shareholders acting as persons in Concert including their Shareholding----- NOT APPLICABLE

Details of the shareholders acting as persons in Concert including their Shareholding:			
Name of shareholder	Name of PAC	No. of shares	Holding %




Table - III-B Unclaimed Details of Public----- NOT APPLICABLE

Details of Shares which remain unclaimed may be given hear along with details such as number of shareholders, outstanding	
No. of shareholders	No. of Shares




Table - IV Shareholding Pattern of Non Promoter - Non Public Shareholders

Category and name of shareholder	PAN	Nos. of shareholders	No. of fully paid up equity shares held	No. of Partly paid-up equity shares held	No. of shares underlying Depository Receipts	Total nos. shares held	Shareholding % calculated as per SCRR, 1957 As a % of (A+B+C2)	Number of Voting Rights held in each class of securities			No. of Shares Underlying Outstanding convertible securities (including Warrants)	Shareholding , as a % assuming full conversion of convertible securities (as a percentage of diluted share capital) As a % of (A+B+C2)	Number of Locked in shares		Number of Shares pledged or otherwise encumbered		Number of equity shares held in dematerialized form
								(I)	(II)	(III)			(XII)	(XIII)	(XIV)		
	(II)	(III)	(IV)	(V)	(VI)	(VII) = (IV)+(V)+ (VI)	(VIII)	(IX)			(X)	(XI)	(XII)	(XIII)	(XIV)		
								No of Voting Rights			Total as a % of Total Voting Rights		No.	As a % of total Shares held	No.	As a % of total Shares held	
								Class eg: X	Class eg:y	Total			(a)	(b)	(a)	(b)	
1 Custodian/DR Holder		0	0	0	0	0	0	0	0	0	0	0	0	0	0	0	0
2 Employee Benefit Trust (under SEBI (Share based Employee Benefit) Regulations, 2014)		0	0	0	0			0	0	0	0	0	0	0			0
Total Non-Promoter- Non Public Shareholding (C)=		0	0	0	0	0	0	0	0	0	0	0	0	0			0

