

1. Name of Listed Entity : **Triveni Turbine Limited**
2. Scrip Code/Name of Scrip/Class of Security : **NSE : TRITURBINE / BSE : 533655**
3. Share Holding Pattern Filed under : **31-1-b**
4. Share Holding Pattern as on : **31st December 2019**
5. **Declaration:** The Listed entity is required to submit the following declaration to the extent of submission of information:-

S. No.	Particulars	Yes/No	
1	Whether the Listed Entity has issued any partly paid up shares?	No	
2	Whether the Listed Entity has issued any Convertible Securities?	No	
3	Whether the Listed Entity has issued any Warrants ?	No	
4	Whether the Listed Entity has any shares against which depository receipts are issued?	No	
5	Whether the Listed Entity has any shares in locked-in?	No	
6	Whether any shares held by promoters are pledge or otherwise encumbered?	No	
7	Whether the Listed Entity has issued any differential Voting Rights?	No	
8	Whether the listed entity has any significant beneficial owner?	Yes	



Table - 1 Summary Statement holding of specified Securities

Category	Category of shareholder	Nos. of shareholders	No. of fully paid up equity shares held	No. of Partly paid-up equity shares held	No. of shares underlying Depository Receipts	Total nos. shares held	Shareholding as a % of total no. of shares (calculated as per SCRR, 1957) As a % of (A+B+C2)	Number of Voting Rights held in each class of securities			No. of Shares Underlying Outstanding convertible securities	No. of Shares Underlying Outstanding Warrants	No. of Shares Underlying Outstanding convertible securities and No. of Warrants	Shareholding, as a % assuming full conversion of convertible securities (as a percentage of diluted share capital) As a % of (A+B+C2)	Number of Locked in shares		Number of Shares pledged or otherwise encumbered		Number of equity shares held in dematerialized form	
								No of Voting (XIV) Rights							Total as a % of (A+B+C)	(X)	(Xi)	(Xi)(a)		(Xl)=(Vll)+(X)
Class eg: X	Class eg: Y	Total	No.(a)	As a % of total Shares held (b)	No.(a)	As a % of total Shares held (b)														
A	Promoter & Promoter Group	8	219142811	0	0	219142811	67.78	219142811	0	219142811	67.78	0	0	0	67.78	0	0	0	0.00	219142811
B	Public	28772	104162673	0	0	104162673	32.22	104162673	0	104162673	32.22	0	0	0	32.22	0	0	0	0.00	104034742
C	Non Promoter- Non Public	0	0	0	0	0	0.00	0	0	0	0.00	0	0	0	0.00	0	0	0	0.00	0
C1	Shares underlying DRs	0	0	0	0	0	0.00	0	0	0	0.00	0	0	0	0.00	0	0	0	0.00	0
C2	Shares held by Employee Trusts	0	0	0	0	0	0.00	0	0	0	0.00	0	0	0	0.00	0	0	0	0.00	0
	Total	28780	323305484	0	0	323305484	100	323305484	0	323305484	100	0	0	0	100	0	0	0	0.00	323177553

For Triveni Turbine Ltd.

Tejiv Samshy

Company Secretary !

Table - II Statement Showing Shareholding Pattern of Promoters and promoter Group

Sr	Category and name of shareholder	PAN	Nos. of shareholders	No. of fully paid up equity shares held	No. of Partly paid-up equity shares held	No. of shares underlying Depository Receipts	Total nos. shares held	Shareholding as a % of total no. of shares (calculated as per SCRR, 1957) As a % of (A+B+C2)	Number of Voting Rights held in each class of securities			No. of Shares Underlying Outstanding convertible securities	No. of Shares Underlying Outstanding Warrants	No. of Shares Underlying Outstanding convertible securities and No. of Warrants	Shareholding, as a % assuming full conversion of convertible securities (as a percentage of diluted share capital) As a % of (A+B+C2)	Number of Locked in shares		Number of Shares pledged or otherwise encumbered		Number of equity shares held in dematerialized form					
									(IX)							(X)	(Xi)	(Xi)(a)	(Xl)=(Vll)+(X)		(Xll)		(Xlll)		(XlV)
									No of Voting Rights												Total as a % of Total Voting Rights	No.(a)	As a % of total Shares held(b)	No.(a)	
(I)	(II)	(III)	(IV)	(V)	(VI)	(VII) = (IV)+(V)+(VI)	(VIII)	Class eg: X	Class eg:y	Total	(X)	(Xi)	(Xi)(a)	(Xl)=(Vll)+(X)	No.(a)	As a % of total Shares held(b)	No.(a)	As a % of total Shares held(b)	(XlV)						
1	Indian		0	0	0	0	0	0	0	0	0	0	0	0	0	0	0	0	0	0					
a	Individuals/Hindu undivided Family		5	38198754	0	0	38198754	11.82	38198754	0	38198754	11.82	0	0	0	11.82	0	0	0	0	38198754				
	MANMOHAN SAWHNEY HUF	AAEHM5549L		3603229	0	0	3603229	1.11	3603229	0	3603229	1.11	0	0	0	1.11	0	0	0	0	3603229				
	RATI SAWHNEY	AAUPS0223R		5838707	0	0	5838707	1.81	5838707	0	5838707	1.81	0	0	0	1.81	0	0	0	0	5838707				
	TARUN SAWHNEY	AATPS0679L		13972088	0	0	13972088	4.32	13972088	0	13972088	4.32	0	0	0	4.32	0	0	0	0	13972088				
	NIKHIL SAWHNEY	AAUPS0222Q		14760246	0	0	14760246	4.57	14760246	0	14760246	4.57	0	0	0	4.57	0	0	0	0	14760246				
	TARANA SAWHNEY	AQKPS5475K		24484	0	0	24484	0.01	24484	0	24484	0.01	0	0	0	0.01	0	0	0	0	24484				
b	Central Government/ State Government(s)		0	0	0	0	0	0	0	0	0	0	0	0	0	0	0	0	0	0	0				
c	Financial Institutions/ Banks		0	0	0	0	0	0	0	0	0	0	0	0	0	0	0	0	0	0	0				
d	Any Other (specify)		2	157557244	0	0	157557244	48.73	157557244	0	157557244	48.73	0	0	0	48.73	0	0	0	0	157557244				
	Body Corporate		2	157557244	0	0	157557244	48.73	157557244	0	157557244	48.73	0	0	0	48.73	0	0	0	0	157557244				
	SUBHADRA TRADE AND FINANCE LIMITED	AAHCS6242G		86929264	0	0	86929264	26.89	86929264	0	86929264	26.89	0	0	0	26.89	0	0	0	0	86929264				
	TRIVENI ENGINEERING & INDUSTRIES LIMITED	AAABCT6370L		70627980	0	0	70627980	21.85	70627980	0	70627980	21.85	0	0	0	21.85	0	0	0	0	70627980				
	Trust		0	0	0	0	0	0	0	0	0	0	0	0	0	0	0	0	0	0	0				
	TARUN SAWHNEY TRUST	AACTT8710G		0	0	0	0	0	0	0	0	0	0	0	0	0	0	0	0	0	0				
	NIKHIL SAWHNEY TRUST	AACTN4759P		0	0	0	0	0	0	0	0	0	0	0	0	0	0	0	0	0	0				
	Sub-Total (A)(1)		7	195755998	0	0	195755998	60.55	195755998	0	195755998	60.55	0	0	0	60.55	0	0	0	0.00	195755998				
2	Foreign		0	0	0	0	0	0	0	0	0	0	0	0	0	0	0	0	0	0	0				
a	Individuals (Non-Resident Individuals/ Foreign Individuals)		1	23386813	0	0	23386813	7.23	23386813	0	23386813	7.23	0	0	0	7.23	0	0	0	0	23386813				
	DHRUV MANMOHAN SAWHNEY	AATPS0680B		23386813	0	0	23386813	7.23	23386813	0	23386813	7.23	0	0	0	7.23	0	0	0	0	23386813				
b	Government		0	0	0	0	0	0	0	0	0	0	0	0	0	0	0	0	0	0	0				
c	Institutions		0	0	0	0	0	0	0	0	0	0	0	0	0	0	0	0	0	0	0				
d	Foreign Portfolio Investor		0	0	0	0	0	0	0	0	0	0	0	0	0	0	0	0	0	0	0				
e	Any Other (specify)		0	0	0	0	0	0	0	0	0	0	0	0	0	0	0	0	0	0	0				
	Sub-Total (A)(2)		1	23386813	0	0	23386813	7.23	23386813	0	23386813	7.23	0	0	0	7.23	0	0	0	0	23386813				
	Total Shareholding of Promoter and Promoter Group (A)=(A)(1)+(A)(2)		8	219142811	0	0	219142811	67.78	219142811	0	219142811	67.78	0	0	0	67.78	0	0	0	0.00	219142811				




Table - II-A Unclaimed Details of Promoters and promoter Group ----- NOT APPLICABLE

Details of Shares which remain unclaimed may be given here along with details such as number of shareholders, outstanding shares held in

No. of shareholders	No of Shares held
↗	↗
↘	↘



Table - III Statement Showing Shareholding Pattern of Public Shareholders

Sr	Category & Name of the Shareholders	PAN	Nos. of shareholders	No. of fully paid up equity shares held	No. of Partly paid up equity shares held	Nos. of shares underlying Depository Receipts	Total nos. shares held	Shareholding as a % of total no of shares (calculate as per SCRR, 1957)	Number of Voting Rights held in each class of securities			No. of Shares Underlying Outstanding convertible securities	No. of Shares Underlying Outstanding Warrants	No. of Shares Underlying Outstanding convertible securities and No. of Warrants	Shareholding, as a % assuming full conversion of convertible securities (as a percentage of diluted share capital)	Number of Locked in shares (XII)		Number of Shares pledged or otherwise encumbered (XIII)		Number of equity shares held in dematerialized form (XIV)					
									(X)							(X)	(Xi)	(Xi) (a)	(XII)=(VII)+(X)		As a % of (A+B+C2)	No. (a)	As a % of total Shares held (b)	No. (a)	As a % of total Shares held (b)
									No of Voting (XIV) Rights		Total as a % of Total Voting rights														
									Class eg: X	Class eg: Y															
1	Institutions		0	0	0	0	0.00	0	0	0	0.00	0	0	0	0	0	0	0	0						
a	Mutual Funds/		31	53126541	0	0	53126541	16.43	53126541	0	53126541	16.43	0	0	0	16.43	0	0	0	53126541					
	JICICI PRUDENTIAL MUTUAL FUND	AAAAI0038F	0	4787649	0	0	4787649	1.48	4787649	0	4787649	1.48	0	0	0	1.48	0	0	0	4787649					
	L&T MUTUAL FUND	AAATC4460E	0	10821310	0	0	10821310	3.35	10821310	0	10821310	3.35	0	0	0	3.35	0	0	0	10821310					
	RELIANCE MUTUAL FUND	AAATR0090B	0	20101447	0	0	20101447	6.22	20101447	0	20101447	6.22	0	0	0	6.22	0	0	0	20101447					
	SBI MUTUAL FUND	AABTS6407Q	0	13342716	0	0	13342716	4.13	13342716	0	13342716	4.13	0	0	0	4.13	0	0	0	13342716					
b	Venture Capital Funds		0	0	0	0	0.00	0	0	0	0.00	0	0	0	0.00	0	0	0	0						
c	Alternate Investment Funds		1	829427	0	0	829427	0.26	829427	0	829427	0.26	0	0	0	0.26	0	0	0	829427					
d	Foreign Venture Capital Investors		0	0	0	0	0.00	0	0	0	0.00	0	0	0	0.00	0	0	0	0						
e	Foreign Portfolio Investors		21	35736352	0	0	35736352	11.05	35736352	0	35736352	11.05	0	0	0	11.05	0	0	0	35736352					
	NALANDA INDIA FUND LIMITED	AACCN5849D	0	18170454	0	0	18170454	5.62	18170454	0	18170454	5.62	0	0	0	5.62	0	0	0	18170454					
	NALANDA INDIA EQUITY FUND LIMITED	AADCN6131F	0	9802350	0	0	9802350	3.03	9802350	0	9802350	3.03	0	0	0	3.03	0	0	0	9802350					
	JUPITER INDIA FUND	AABTT4862E	0	4459702	0	0	4459702	1.38	4459702	0	4459702	1.38	0	0	0	1.38	0	0	0	4459702					
f	Financial Institutions/ Banks		1	26238	0	0	26238	0.01	26238	0	26238	0.01	0	0	0	0.01	0	0	0	26238					
g	Insurance Companies		0	0	0	0	0.00	0	0	0	0.00	0	0	0	0.00	0	0	0	0						
h	Provident Funds/ Pension Funds		0	0	0	0	0.00	0	0	0	0.00	0	0	0	0.00	0	0	0	0						
i	Any Other (specify)		0	0	0	0	0.00	0	0	0	0.00	0	0	0	0.00	0	0	0	0						
	Sub-Total (B)(1)		54	89718558	0	0	89718558	27.75	89718558	0	89718558	27.75	0	0	0	27.75	0	0	0	89718558					
2	Central Government/ State Government(s)/ President of India		0	0	0	0	0.00	0	0	0	0.00	0	0	0	0.00	0	0	0	0						
	Sub-Total (B)(2)		0	0	0	0	0.00	0	0	0	0.00	0	0	0	0.00	0	0	0	0						
3	Non-institutions		0	0	0	0	0.00	0	0	0	0.00	0	0	0	0.00	0	0	0	0						
a	Individuals -		27250	11939595	0	0	11939595	3.69	11939595	0	11939595	3.69	0	0	0	3.69	0	0	0	11811664					
i	Individual shareholders holding nominal share capital up to Rs. 2 lakhs.		27248	9017436	0	0	9017436	2.79	9017436	0	9017436	2.79	0	0	0	2.79	0	0	0	8889505					
ii	Individual shareholders holding nominal share capital in excess of Rs. 2 lakhs.		2	2922159	0	0	2922159	0.90	2922159	0	2922159	0.90	0	0	0	0.90	0	0	0	2922159					
b	NBFCs registered with RBI		0	0	0	0	0.00	0	0	0	0.00	0	0	0	0.00	0	0	0	0						
c	Employee Trusts		0	0	0	0	0.00	0	0	0	0.00	0	0	0	0.00	0	0	0	0						
d	Overseas Depositories (holding DRs) (balancing figure)		0	0	0	0	0.00	0	0	0	0.00	0	0	0	0.00	0	0	0	0						
e	Any Other (specify)		1468	2504520	0	0	2504520	0.77	2504520	0	2504520	0.77	0	0	0	0.77	0	0	0	2504520					
	Bodies Corporate		331	1504397	0	0	1504397	0.47	1504397	0	1504397	0.47	0	0	0	0.47	0	0	0	1504397					
	Clearing member		39	17937	0	0	17937	0.01	17937	0	17937	0.01	0	0	0	0.01	0	0	0	17937					
	Non-Resident Indian (NRI)		502	661127	0	0	661127	0.20	661127	0	661127	0.20	0	0	0	0.20	0	0	0	661127					
	Trusts		1	17963	0	0	17963	0.01	17963	0	17963	0.01	0	0	0	0.01	0	0	0	17963					
	HUF		594	263510	0	0	263510	0.08	263510	0	263510	0.08	0	0	0	0.08	0	0	0	263510					
	IEPF		1	39586	0	0	39586	0.01	39586	0	39586	0.01	0	0	0	0.01	0	0	0	39586					
	Sub-Total (B)(3)		28718	14444115	0	0	14444115	4.47	14444115	0	14444115	4.47	0	0	0	4.47	0	0	0	14316184					
	Total Public Shareholding (B)=(B)(1)+(B)(2)+(B)(3)		28772	104162673	0	0	104162673	32.22	104162673	0	104162673	32.22	0	0	0	32.22	0	0	0	104034742					




Table - III-A Details of the shareholders acting as persons in Concert including their Shareholding----- NOT APPLICABLE

Details of the shareholders acting as persons in Concert including their Shareholding:			
Name of shareholder	Name of PAC	No. of shares	Holding %





Table - III-B Unclaimed Details of Public----- NOT APPLICABLE

Details of Shares which remain unclaimed may be given hear along with details such as number of shareholders, outstanding	
No. of shareholders	No. of Shares



Table - IV Shareholding Pattern of Non Promoter - Non Public Shareholders

Category and name of shareholder	PAN	Nos. of shareholders	No. of fully paid up equity shares held	No. of Partly paid-up equity shares held	No. of shares underlying Depository Receipts	Total nos. shares held	Shareholding % calculated as per SCRR, 1957 As a % of (A+B+C2)	Number of Voting Rights held in each class of securities			No. of Shares Underlying Outstanding convertible securities (including Warrants)	Shareholding , as a % assuming full conversion of convertible securities (as a percentage of diluted share capital) As a % of (A+B+C2)	Number of Locked in shares		Number of Shares pledged or otherwise encumbered		Number of equity shares held in dematerialized form	
								No of Voting Rights	Total as a % of Total Voting Rights	(X)			(XII)	No. As a % of total Shares held	(XIII)	No. As a % of total Shares held		(XIV)
Class eg: X	Class eg:y	Total	(a)	(b)	(a)	(b)												
1. Custodian/DR Holder		0	0	0	0	0	0	0	0	0	0	0	0	0	0	0	0	0
2. Employee Benefit Trust (under SEBI (Share based Employee Benefit) Regulations, 2014)		0	0	0	0	0	0	0	0	0	0	0	0	0	0	0	0	0
Total Non-Promoter- Non Public Shareholding (C)=		0	0	0	0	0	0	0	0	0	0	0	0	0	0	0	0	0



6