

1. Name of Listed Entity : **Triveni Turbine Limited**
2. Scrip Code/Name of Scrip/Class of Security : **NSE : TRITURBINE / BSE : 533655**
3. Share Holding Pattern Filed under : **31-1-b**
4. Share Holding Pattern as on : **30th September 2020**
5. **Declaration:** The Listed entity is required to submit the following declaration to the extent of submission of information:-

S. No.	Particulars	Yes/No	
1	Whether the Listed Entity has issued any partly paid up shares?	No	
2	Whether the Listed Entity has issued any Convertible Securities?	No	
3	Whether the Listed Entity has issued any Warrants ?	No	
4	Whether the Listed Entity has any shares against which depository receipts are issued?	No	
5	Whether the Listed Entity has any shares in locked-in?	No	
6	Whether any shares held by promoters are pledge or otherwise encumbered?	No	
7	Whether the Listed Entity has issued any differential Voting Rights?	No	
8	Whether the listed entity has any significant beneficial owner?	Yes	




Table - I Summary Statement holding of specified Securities

Category	Category of shareholder	Nos. of shareholders	No. of fully paid up equity shares held	No. of Partly paid-up equity shares held	No. of shares underlying Depository Receipts	Total nos. shares held	Shareholding as a % of total no. of shares (calculated as per SCRR, 1957) As a % of (A+B+C2)	Number of Voting Rights held in each class of securities			No. of Shares Underlying Outstanding convertible securities	No. of Shares Underlying Outstanding Warrants	No. of Shares Underlying Outstanding convertible securities and No. of Warrants	Shareholding, as a % assuming full conversion of convertible securities (as a percentage of diluted share capital) As a % of (A+B+C2)	Number of Locked in shares		Number of Shares pledged or otherwise encumbered		Number of equity shares held in dematerialized form	
								(IX) No of Voting (XIV) Rights							(X)	(XI)	(XII)(a)	(XI)=(VII)+(X)		(XII)
Class eg: X			Class eg: Y			Total	Total as a % of (A+B+C)	No.(a)	As a % of total Shares held (b)	No.(a)	As a % of total Shares held (b)									
A	Promoter & Promoter Group	8	219142811	0	0	219142811	67.78	219142811	0	219142811	67.78	0	0	0	67.78	0	0	0	0.00	219142811
B	Public	33882	104162673	0	0	104162673	32.22	104162673	0	104162673	32.22	0	0	0	32.22	0	0	0	0.00	104075963
C	Non Promoter- Non Public	0	0	0	0	0	0.00	0	0	0	0.00	0	0	0	0.00	0	0	0	0.00	0
C1	Shares underlying DRs	0	0	0	0	0	0.00	0	0	0	0.00	0	0	0	0.00	0	0	0	0.00	0
C2	Shares held by Employee Trusts	0	0	0	0	0	0.00	0	0	0	0.00	0	0	0	0.00	0	0	0	0.00	0
	Total	33890	323305484	0	0	323305484	100	323305484	0	323305484	100	0	0	0	100	0	0	0	0.00	323218774

For Triveni Turbine Ltd.

Rajiv Sankhwar
Company Secretary

Table - II Statement Showing Shareholding Pattern of Promoters and promoter Group

Sr	Category and name of shareholder	PAN	Nos. of shareholders	No. of fully paid up equity shares held	No. of Partly paid-up equity shares held	No. of shares underlying Depository Receipts	Total nos. shares held	Shareholding as a % of total no. of shares (calculated as per SCRR, 1957) As a % of (A+B+C2)	Number of Voting Rights held in each class of securities			No. of Shares Underlying Outstanding convertible securities	No. of Shares Underlying Outstanding Warrants	No. of Shares Underlying Outstanding convertible securities and No. of Warrants	Shareholding as a % assuming full conversion of convertible securities (as a percentage of diluted share capital) As a % of (A+B+C2)	Number of Locked in shares		Number of Shares pledged or otherwise encumbered		Number of equity shares held in dematerialized form	
									Class eg: X	Class eg: y	Total					Total as a % of Total Voting Rights	(XII)		(XIII)		
																	No.(a)	As a % of total Shares held(b)	No.(a)		As a % of total Shares held(b)
1	Indian		0	0	0	0	0	0	0	0	0	0	0	0	0	0	0	0	0	0	
a	Individuals/Hindu undivided Family		5	38198754	0	0	38198754	11.82	38198754	0	38198754	11.82	0	0	0	0	0	0	0	0	38198754
	MANMOHAN SAWHNEY HUF	AAEHM5549L		3603229	0	0	3603229	1.11	3603229	0	3603229	1.11	0	0	0	0	0	0	0	0	3603229
	RATI SAWHNEY	AAUPS0223R		5838707	0	0	5838707	1.81	5838707	0	5838707	1.81	0	0	0	0	0	0	0	0	5838707
	TARUN SAWHNEY	AATPS0679L		13972088	0	0	13972088	4.32	13972088	0	13972088	4.32	0	0	0	0	0	0	0	0	13972088
	NIKHIL SAWHNEY	AAUPS0222Q		14760246	0	0	14760246	4.57	14760246	0	14760246	4.57	0	0	0	0	0	0	0	0	14760246
	TARANA SAWHNEY	AQKPS475K		24484	0	0	24484	0.01	24484	0	24484	0.01	0	0	0	0	0	0	0	0	24484
h	Central Government/ State Government(s)		0	0	0	0	0	0	0	0	0	0	0	0	0	0	0	0	0	0	0
c	Financial Institutions/ Banks		0	0	0	0	0	0	0	0	0	0	0	0	0	0	0	0	0	0	0
d	Any Other (specify)		2	157557244	0	0	157557244	48.73	157557244	0	157557244	48.73	0	0	0	0	0	0	0	0	157557244
	Body Corporate		2	157557244	0	0	157557244	48.73	157557244	0	157557244	48.73	0	0	0	0	0	0	0	0	157557244
	SUBHADRA TRADE AND FINANCE LIMITED	AAHCS6242G		86929264	0	0	86929264	26.89	86929264	0	86929264	26.89	0	0	0	0	0	0	0	0	86929264
	TRIVENI ENGINEERING & INDUSTRIES LIMITED	AABCT6370L		70627980	0	0	70627980	21.85	70627980	0	70627980	21.85	0	0	0	0	0	0	0	0	70627980
	Trust		0	0	0	0	0	0	0	0	0	0	0	0	0	0	0	0	0	0	0
	TARUN SAWHNEY TRUST	AACTT8710G		0	0	0	0	0	0	0	0	0	0	0	0	0	0	0	0	0	0
	NIKHIL SAWHNEY TRUST	AACTN4759P		0	0	0	0	0	0	0	0	0	0	0	0	0	0	0	0	0	0
	Sub-Total (A)(1)		7	195755998	0	0	195755998	60.55	195755998	0	195755998	60.55	0	0	0	0	0	0	0.00	0	195755998
2	Foreign		0	0	0	0	0	0	0	0	0	0	0	0	0	0	0	0	0	0	0
a	Individuals (Non-Resident Individuals/ Foreign Individuals)		1	23386813	0	0	23386813	7.23	23386813	0	23386813	7.23	0	0	0	0	0	0	0	0	23386813
	DHRUV MANMOHAN SAWHNEY	AATPS0680B		23386813	0	0	23386813	7.23	23386813	0	23386813	7.23	0	0	0	0	0	0	0	0	23386813
b	Government		0	0	0	0	0	0	0	0	0	0	0	0	0	0	0	0	0	0	0
c	Institutions		0	0	0	0	0	0	0	0	0	0	0	0	0	0	0	0	0	0	0
d	Foreign Portfolio Investor		0	0	0	0	0	0	0	0	0	0	0	0	0	0	0	0	0	0	0
e	Any Other (specify)		0	0	0	0	0	0	0	0	0	0	0	0	0	0	0	0	0	0	0
	Sub-Total (A)(2)		1	23386813	0	0	23386813	7.23	23386813	0	23386813	7.23	0	0	0	0	0	0	0	0	23386813
	Total Shareholding of Promoter and Promoter Group (A)=(A)(1)+(A)(2)		8	219142811	0	0	219142811	67.78	219142811	0	219142811	67.78	0	0	0	0	0	0	0.00	0	219142811




Table - II-A Unclaimed Details of Promoters and promoter Group ----- NOT APPLICABLE

Details of Shares which remain unclaimed may be given here along with details such as number of shareholders, outstanding shares held in

No. of shareholders	No of Shares held




Table - III Statement Showing Shareholding Pattern of Public Shareholders

Sr	Category & Name of the Shareholders	PAN	Nos. of sharehold-ers	No. of fully paid up equity shares held	No. of Partly paid up equity shares held	Nos. of shares underlying Depository Receipts	Total nos. shares held	Shareholding as a % of total no of shares (calculate d as per SCRR, 1957)	Number of Voting Rights held in each class of securities			No. of Shares Underlying Outstanding convertible securities	No. of Shares Underlying Outstanding Warrants	No. of Shares Underlying Outstanding convertible securities and No. of Warrants	Shareholding , as a % assuming full conversion of convertible securities (as a percentage of diluted share capital)	Number of Locked in shares (XII)		Number of Shares pledged or otherwise encumbered (XIII)		Number of equity shares held in dematerializ ed form (XIV)					
									(IX)							(X)	(XI)	(XI) (a)	As a % of (A+B+C2)		No. (a)	As a% of total Shares held (b)	No. (a)	As a% of total Shares held (b)	
									No of Voting (XIV) Rights																Total as a % of Total Voting rights
									Class eg: X	Class eg: Y	Total														
1	Institutions		0	0	0	0	0	0.00	0	0	0	0.00	0	0	0	0	0	0	0	0					
a	Mutual Funds/		25	48313290	0	0	48313290	14.94	48313290	0	48313290	14.94	0	0	0	0	0	0	0	48313290					
	ICICI PRUDENTIAL MUTUAL FUND	AAAAI0038F	0	4553905	0	0	4553905	1.41	4553905	0	4553905	1.41	0	0	0	0	0	0	0	4553905					
	RELIANCE MUTUAL FUND	AAATR0090B	0	18791178	0	0	18791178	5.81	18791178	0	18791178	5.81	0	0	0	0	0	0	0	18791178					
	SBI MUTUAL FUND	AABTS6407Q	0	19913595	0	0	19913595	6.16	19913595	0	19913595	6.16	0	0	0	0	0	0	0	19913595					
b	Venture Capital Funds		0	0	0	0	0	0.00	0	0	0	0.00	0	0	0	0	0	0	0	0					
c	Alternate Investment Funds		1	830212	0	0	830212	0.26	830212	0	830212	0.26	0	0	0	0	0	0	0	830212					
d	Foreign Venture Capital Investors		0	0	0	0	0	0.00	0	0	0	0.00	0	0	0	0	0	0	0	0					
e	Foreign Portfolio Investors		21	39732357	0	0	39732357	12.29	39732357	0	39732357	12.29	0	0	0	0	0	0	0	39732357					
	NALANDA INDIA FUND LIMITED	AACCN5849D	0	18170454	0	0	18170454	5.62	18170454	0	18170454	5.62	0	0	0	0	0	0	0	18170454					
	NALANDA INDIA EQUITY FUND LIMITED	AADCN6131F	0	14132439	0	0	14132439	4.37	14132439	0	14132439	4.37	0	0	0	0	0	0	0	14132439					
	JUPITER INDIA FUND	AABTT4862E	0	3771392	0	0	3771392	1.17	3771392	0	3771392	1.17	0	0	0	0	0	0	0	3771392					
g	Insurance Companies		0	0	0	0	0	0.00	0	0	0	0.00	0	0	0	0	0	0	0	0					
h	Provident Funds/ Pension Funds		0	0	0	0	0	0.00	0	0	0	0.00	0	0	0	0	0	0	0	0					
i	Any Other (specify)		0	0	0	0	0	0.00	0	0	0	0.00	0	0	0	0	0	0	0	0					
	Sub-Total (B)(1)		47	88875859	0	0	88875859	27.49	88875859	0	88875859	27.49	0	0	0	0	0	0	0	88875859					
2	Central Government/ State Government(s)/ President of India		0	0	0	0	0	0.00	0	0	0	0.00	0	0	0	0	0	0	0	0					
	Sub-Total (B)(2)		0	0	0	0	0	0.00	0	0	0	0.00	0	0	0	0	0	0	0	0					
3	Non-institutions		0	0	0	0	0	0.00	0	0	0	0.00	0	0	0	0	0	0	0	0					
a	Individuals -		32338	12755128	0	0	12755128	3.95	12755128	0	12755128	3.95	0	0	0	0	0	0	0	12668418					
i	Individual shareholders holding nominal share capital up to Rs. 2 lakhs.		32337	10070426	0	0	10070426	3.11	10070426	0	10070426	3.11	0	0	0	0	0	0	0	9983716					
ii	Individual shareholders holding nominal share capital in excess of Rs. 2 lakhs.		1	2684702	0	0	2684702	0.83	2684702	0	2684702	0.83	0	0	0	0	0	0	0	2684702					
b	NBFCs registered with RBI		0	0	0	0	0	0.00	0	0	0	0.00	0	0	0	0	0	0	0	0					
c	Employee Trusts		0	0	0	0	0	0.00	0	0	0	0.00	0	0	0	0	0	0	0	0					
d	Overseas Depositories (holding DRs) (balancing figure)		0	0	0	0	0	0.00	0	0	0	0.00	0	0	0	0	0	0	0	0					
e	Any Other (specify)		1497	2531686	0	0	2531686	0.78	2531686	0	2531686	0.78	0	0	0	0	0	0	0	2531686					
	Bodies Corporate		225	1393723	0	0	1393723	0.43	1393723	0	1393723	0.43	0	0	0	0	0	0	0	1393723					
	Clearing member		77	85728	0	0	85728	0.03	85728	0	85728	0.03	0	0	0	0	0	0	0	85728					
	Non-Resident Indian (NRI)		550	704296	0	0	704296	0.22	704296	0	704296	0.22	0	0	0	0	0	0	0	704296					
	HUF		644	306758	0	0	306758	0.09	306758	0	306758	0.09	0	0	0	0	0	0	0	306758					
	IEPF		1	41181	0	0	41181	0.01	41181	0	41181	0.01	0	0	0	0	0	0	0	41181					
	Sub-Total (B)(3)		33835	15286814	0	0	15286814	4.73	15286814	0	15286814	4.73	0	0	0	0	0	0	0	15200104					
	Total Public Shareholding (B)=(B)(1)+(B)(2)+(B)(3)		33882	104162673	0	0	104162673	32.22	104162673	0	104162673	32.22	0	0	0	0	0	0	0	104075963					



Table - III-A Details of the shareholders acting as persons in Concert including their Shareholding----- NOT APPLICABLE

Details of the shareholders acting as persons in Concert including their Shareholding:			
Name of shareholder	Name of PAC	No. of shares	Holding %

8





Table - III-B Unclaimed Details of Public----- NOT APPLICABLE

Details of Shares which remain unclaimed may be given hear along with details such as number of shareholders, outstanding	
No. of shareholders	No. of Shares



8

Table - IV Shareholding Pattern of Non Promoter - Non Public Shareholders

Category and name of shareholder	PAN	Nos. of shareholders	No. of fully paid up equity shares held	No. of Partly paid-up equity shares held	No. of shares underlying Depository Receipts	Total nos. shares held	Shareholding % calculated as per SCRR, 1957 As a % of (A+B+C2)	Number of Voting Rights held in each class of securities			No. of Shares Underlying Outstanding convertible securities (including Warrants)	Shareholding , as a % assuming full conversion of convertible securities (as a percentage of diluted share capital) As a % of (A+B+C2)	Number of Locked in shares		Number of Shares pledged or otherwise encumbered	Number of equity shares held in dematerialized form	
(I)	(II)	(III)	(IV)	(V)	(VI)	(VII) = (IV)+(V)+ (VI)	(VIII)	(IX)			(X)	(XI)	(XII)		(XIII)	(XIV)	
								No of Voting Rights	Total as a % of Total Voting Rights					No.	As a % of total Shares held	No.	As a % of total Shares held
								Class eg: X	Class eg:y	Total			(a)	(b)	(a)	(b)	
1. Custodian/DR Holder		0	0	0	0	0	0	0	0	0	0	0	0	0	0	0	0
2. Employee Benefit Trust (under SEBI (Share based Employee Benefit) Regulations, 2014)		0	0	0	0	0	0	0	0	0	0	0	0	0	0	0	0
Total Non-Promoter- Non Public Shareholding (C)=	(I)	0	0	0	0	0	0	0	0	0	0	0	0	0	0	0	0



8