

1. Name of Listed Entity : **Triveni Turbine Limited**
2. Scrip Code/Name of Scrip/Class of Security : **NSE : TRITURBINE / BSE : 533655**
3. Share Holding Pattern Filed under : **31-1-b**
4. Share Holding Pattern as on : **30th September 2021**
5. **Declaration:** The Listed entity is required to submit the following declaration to the extent of submission of information:-

| S. No. | Particulars | Yes/No | |
|--------|--|--------|--|
| 1 | Whether the Listed Entity has issued any partly paid up shares? | No | |
| 2 | Whether the Listed Entity has issued any Convertible Securities? | No | |
| 3 | Whether the Listed Entity has issued any Warrants ? | No | |
| 4 | Whether the Listed Entity has any shares against which depository receipts are issued? | No | |
| 5 | Whether the Listed Entity has any shares in locked-in? | No | |
| 6 | Whether any shares held by promoters are pledge or otherwise encumbered? | No | |
| 7 | Whether the Listed Entity has issued any differential Voting Rights? | No | |
| 8 | Whether the listed entity has any significant beneficial owner? | Yes | |




Table - I Summary Statement holding of specified Securities

| Category | Category of shareholder | Nos. of shareholders | No. of fully paid up equity shares held | No. of Partly paid-up equity shares held | No. of shares underlying Depository Receipts | Total nos. shares held | Shareholding as a % of total no. of shares (calculated as per SCRR, 1957) As a % of (A+B+C2) | Number of Voting Rights held in each class of securities | | | No. of Shares Underlying Outstanding convertible securities | No. of Shares Underlying Outstanding Warrants | No. of Shares Underlying Outstanding convertible securities and No. of Warrants | Shareholding, as a % assuming full conversion of convertible securities (as a percentage of diluted share capital) As a % of (A+B+C2) | Number of Locked in shares | | Number of Shares pledged or otherwise encumbered | | Number of equity shares held in dematerialized form | |
|---------------------------|--------------------------------|----------------------|---|--|--|------------------------|--|--|---|-----------|---|---|---|--|----------------------------|------|--|----------------|---|-----------|
| | | | | | | | | (ix) | | | | | | | (X) | (xi) | (xi)(a) | (xi)=(vii)+(x) | | (xii) |
| No of Voting (xiv) Rights | | | Total as a % of (A+B+C) | No.(a) | As a % of total Shares held (b) | No.(a) | As a % of total Shares held (b) | | | | | | | | | | | | | |
| Class eg: X | Class eg: Y | Total | | | | | | | | | | | | | | | | | | |
| A | Promoter & Promoter Group | 8 | 219142811 | 0 | 0 | 219142811 | 67.78 | 219142811 | 0 | 219142811 | 67.78 | 0 | 0 | 0 | 67.78 | 0 | 0 | 0 | 0.00 | 219142811 |
| B | Public | 34465 | 104162673 | 0 | 0 | 104162673 | 32.22 | 104162673 | 0 | 104162673 | 32.22 | 0 | 0 | 0 | 32.22 | 0 | 0 | 0 | 0.00 | 104079897 |
| C | Non Promoter- Non Public | 0 | 0 | 0 | 0 | 0 | 0.00 | 0 | 0 | 0 | 0.00 | 0 | 0 | 0 | 0.00 | 0 | 0 | 0 | 0.00 | 0 |
| C1 | Shares underlying DRs | 0 | 0 | 0 | 0 | 0 | 0.00 | 0 | 0 | 0 | 0.00 | 0 | 0 | 0 | 0.00 | 0 | 0 | 0 | 0.00 | 0 |
| C2 | Shares held by Employee Trusts | 0 | 0 | 0 | 0 | 0 | 0.00 | 0 | 0 | 0 | 0.00 | 0 | 0 | 0 | 0.00 | 0 | 0 | 0 | 0.00 | 0 |
| | Total | 34473 | 323305484 | 0 | 0 | 323305484 | 100 | 323305484 | 0 | 323305484 | 100 | 0 | 0 | 0 | 100 | 0 | 0 | 0 | 0.00 | 323222708 |

Triveni Turbine Limited

Rajiv Sam Sharma
Company Secretary

6

Table - II Statement Showing Shareholding Pattern of Promoters and promoter Group

| Sr | Category and name of shareholder | PAN | Nos. of shareholders | No. of fully paid up equity shares held | No. of Partly paid-up equity shares held | No. of shares underlying Depository Receipts | Total nos. shares held | Shareholding as a % of total no. of shares (calculated as per SCRR, 1957) As a % of (A+B+C2) | Number of Voting Rights held in each class of securities | | | | No. of Shares Underlying Outstanding convertible securities | No. of Shares Underlying Outstanding Warrants | No. of Shares Underlying Outstanding convertible securities and No. of Warrants | Shareholding as a % assuming full conversion of convertible securities (as a percentage of diluted share capital) As a % of (A+B+C2) | Number of Locked in shares | | Number of Shares pledged or otherwise encumbered | | Number of equity shares held in dematerialized form | |
|----|--|-------------|----------------------|---|--|--|------------------------|--|--|-------------|-----------|-------------------------------------|---|---|---|--|----------------------------|--------------------------------|--|--------------------------------|---|-----------|
| | | | | | | | | | (X) | | | Total as a % of Total Voting Rights | | | | | (XII) | | (XIII) | | | |
| | | | | | | | | | Class eg: X | Class eg: y | Total | | | | | | No.(a) | As a % of total Shares held(b) | No.(a) | As a % of total Shares held(b) | | |
| 1 | Indian | | 0 | 0 | 0 | 0 | 0 | 0 | 0 | 0 | 0 | 0 | 0 | 0 | 0 | 0 | 0 | 0 | 0 | 0 | 0 | 0 |
| a | Individuals/Hindu undivided Family | | 5 | 38198754 | 0 | 0 | 38198754 | 11.82 | 38198754 | 0 | 38198754 | 11.82 | 0 | 0 | 0 | 11.82 | 0 | 0 | 0 | 0 | 0 | 38198754 |
| | MANMOHAN SAWHNEY HUF | AAEHM5549L | | 3603229 | 0 | 0 | 3603229 | 1.11 | 3603229 | 0 | 3603229 | 1.11 | 0 | 0 | 0 | 1.11 | 0 | 0 | 0 | 0 | 0 | 3603229 |
| | RATI SAWHNEY | AAUPS023JR | | 5838707 | 0 | 0 | 5838707 | 1.81 | 5838707 | 0 | 5838707 | 1.81 | 0 | 0 | 0 | 1.81 | 0 | 0 | 0 | 0 | 0 | 5838707 |
| | TARUN SAWHNEY | AAATPS0679L | | 13972088 | 0 | 0 | 13972088 | 4.32 | 13972088 | 0 | 13972088 | 4.32 | 0 | 0 | 0 | 4.32 | 0 | 0 | 0 | 0 | 0 | 13972088 |
| | NIKHIL SAWHNEY | AAUPS0222Q | | 14760246 | 0 | 0 | 14760246 | 4.57 | 14760246 | 0 | 14760246 | 4.57 | 0 | 0 | 0 | 4.57 | 0 | 0 | 0 | 0 | 0 | 14760246 |
| | TARANA SAWHNEY | AQKPS5475K | | 24484 | 0 | 0 | 24484 | 0.01 | 24484 | 0 | 24484 | 0.01 | 0 | 0 | 0 | 0.01 | 0 | 0 | 0 | 0 | 0 | 24484 |
| b | Central Government/ State Government(s) | | 0 | 0 | 0 | 0 | 0 | 0 | 0 | 0 | 0 | 0 | 0 | 0 | 0 | 0 | 0 | 0 | 0 | 0 | 0 | 0 |
| c | Financial Institutions/ Banks | | 0 | 0 | 0 | 0 | 0 | 0 | 0 | 0 | 0 | 0 | 0 | 0 | 0 | 0 | 0 | 0 | 0 | 0 | 0 | 0 |
| d | Any Other (specify) | | 2 | 157557244 | 0 | 0 | 157557244 | 48.73 | 157557244 | 0 | 157557244 | 48.73 | 0 | 0 | 0 | 48.73 | 0 | 0 | 0 | 0 | 0 | 157557244 |
| | Body Corporate | | 2 | 157557244 | 0 | 0 | 157557244 | 48.73 | 157557244 | 0 | 157557244 | 48.73 | 0 | 0 | 0 | 48.73 | 0 | 0 | 0 | 0 | 0 | 157557244 |
| | SUBHADRA TRADE AND FINANCE LIMITED | AAHCS6242G | 0 | 86929264 | 0 | 0 | 86929264 | 26.89 | 86929264 | 0 | 86929264 | 26.89 | 0 | 0 | 0 | 26.89 | 0 | 0 | 0 | 0 | 0 | 86929264 |
| | TRIVENI ENGINEERING & INDUSTRIES LIMITED | AAACT6370L | | 70627980 | 0 | 0 | 70627980 | 21.85 | 70627980 | 0 | 70627980 | 21.85 | 0 | 0 | 0 | 21.85 | 0 | 0 | 0 | 0 | 0 | 70627980 |
| | Trust | | 0 | 0 | 0 | 0 | 0 | 0 | 0 | 0 | 0 | 0 | 0 | 0 | 0 | 0 | 0 | 0 | 0 | 0 | 0 | 0 |
| | TARUN SAWHNEY TRUST | AACTT8710G | | 0 | 0 | 0 | 0 | 0 | 0 | 0 | 0 | 0 | 0 | 0 | 0 | 0 | 0 | 0 | 0 | 0 | 0 | 0 |
| | NIKHIL SAWHNEY TRUST | AACTN4759P | | 0 | 0 | 0 | 0 | 0 | 0 | 0 | 0 | 0 | 0 | 0 | 0 | 0 | 0 | 0 | 0 | 0 | 0 | 0 |
| | Sub-Total (A)(1) | | 7 | 195755998 | 0 | 0 | 195755998 | 60.55 | 195755998 | 0 | 195755998 | 60.55 | 0 | 0 | 0 | 60.55 | 0 | 0 | 0 | 0.00 | 0 | 195755998 |
| 2 | Foreign | | 0 | 0 | 0 | 0 | 0 | 0 | 0 | 0 | 0 | 0 | 0 | 0 | 0 | 0 | 0 | 0 | 0 | 0 | 0 | 0 |
| a | Individuals (Non-Resident Individuals/ Foreign Individuals) | | 1 | 23386813 | 0 | 0 | 23386813 | 7.23 | 23386813 | 0 | 23386813 | 7.23 | 0 | 0 | 0 | 7.23 | 0 | 0 | 0 | 0 | 0 | 23386813 |
| | DHRUV MANMOHAN SAWHNEY | AAATPS0680B | 0 | 23386813 | 0 | 0 | 23386813 | 7.23 | 23386813 | 0 | 23386813 | 7.23 | 0 | 0 | 0 | 7.23 | 0 | 0 | 0 | 0 | 0 | 23386813 |
| b | Government | | 0 | 0 | 0 | 0 | 0 | 0 | 0 | 0 | 0 | 0 | 0 | 0 | 0 | 0 | 0 | 0 | 0 | 0 | 0 | 0 |
| c | Institutions | | 0 | 0 | 0 | 0 | 0 | 0 | 0 | 0 | 0 | 0 | 0 | 0 | 0 | 0 | 0 | 0 | 0 | 0 | 0 | 0 |
| d | Foreign Portfolio Investor | | 0 | 0 | 0 | 0 | 0 | 0 | 0 | 0 | 0 | 0 | 0 | 0 | 0 | 0 | 0 | 0 | 0 | 0 | 0 | 0 |
| e | Any Other (specify) | | 0 | 0 | 0 | 0 | 0 | 0 | 0 | 0 | 0 | 0 | 0 | 0 | 0 | 0 | 0 | 0 | 0 | 0 | 0 | 0 |
| | Sub-Total (A)(2) | | 1 | 23386813 | 0 | 0 | 23386813 | 7.23 | 23386813 | 0 | 23386813 | 7.23 | 0 | 0 | 0 | 7.23 | 0 | 0 | 0 | 0 | 0 | 23386813 |
| | Total Shareholding of Promoter and Promoter Group (A)= (A)(1)+(A)(2) | | 8 | 219142811 | 0 | 0 | 219142811 | 67.78 | 219142811 | 0 | 219142811 | 67.78 | 0 | 0 | 0 | 67.78 | 0 | 0 | 0 | 0.00 | 0 | 219142811 |





Table - II-A Unclaimed Details of Promoters and promoter Group ----- NOT APPLICABLE

| Details of Shares which remain unclaimed may be given here along with details such as number of shareholders, outstanding shares held in | |
|--|-------------------|
| No. of shareholders | No of Shares held |
| | |
| | |
| | |



8

Table - III Statement Showing Shareholding Pattern of Public Shareholders

| Sr | Category & Name of the Shareholders | PAN | Nos. of shareholders | No. of fully paid up equity shares held | No. of Partly paid up equity shares held | Nos. of shares underlying Depository Receipts | Total nos. shares held | Shareholding as a % of total no of shares (calculated as per SCRR, 1957) | Number of Voting Rights held in each class of securities | | | No. of Shares Outstanding convertible securities | No. of Shares Outstanding Warrants | No. of Shares Outstanding convertible securities and No. of Warrants | Shareholding, as a % assuming full conversion of convertible securities (as a percentage of diluted share capital) | Number of Locked in shares (XII) | | Number of Shares pledged or otherwise encumbered (XIII) | | Number of equity shares held in dematerialized form (XIV) | | | | | | |
|----|---|------------|----------------------|---|--|---|------------------------|--|--|-------------|-----------|--|------------------------------------|--|--|----------------------------------|------|---|-------------------------------------|---|---------|---------------------------------|---------|---------------------------------|--------------------|--|
| | | | | | | | | | (IX) | | | | | | | (X) | (Xi) | (Xi) (a) | (XI)=(VII)+(X) | | No. (a) | As a % of total Shares held (b) | No. (a) | As a % of total Shares held (b) | | |
| | | | | | | | | | No of Voting (XIV) Rights | | | | | | | | | | Total as a % of Total Voting rights | | | | | | As a % of (A+B+C2) | |
| | | | | | | | | | Class eg: X | Class eg: Y | Total | | | | | | | | | | | | | | | |
| 1 | Institutions | | 0 | 0 | 0 | 0 | 0.00 | 0.00 | 0 | 0 | 0 | 0.00 | 0 | 0 | 0 | 0 | 0 | 0 | 0 | | | | | | | |
| 2 | Mutual Funds/ | | 12 | 42191985 | 0 | 0 | 42191985 | 13.05 | 42191985 | 0 | 42191985 | 13.05 | 0 | 0 | 0 | 0 | 0 | 0 | 42191985 | | | | | | | |
| | NIPPON LIFE INDIA TRUSTEE LTD | AAATR0090B | 0 | 20087257 | 0 | 0 | 20087257 | 6.21 | 20087257 | 0 | 20087257 | 6.21 | 0 | 0 | 0 | 0 | 0 | 0 | 20087257 | | | | | | | |
| | SBI MUTUAL FUND | AABTS6407Q | 0 | 20085281 | 0 | 0 | 20085281 | 6.21 | 20085281 | 0 | 20085281 | 6.21 | 0 | 0 | 0 | 0 | 0 | 0 | 20085281 | | | | | | | |
| b | Venture Capital Funds | | 0 | 0 | 0 | 0 | 0.00 | 0.00 | 0 | 0 | 0 | 0.00 | 0 | 0 | 0 | 0 | 0 | 0 | 0 | | | | | | | |
| c | Alternate Investment Funds | | 2 | 886554 | 0 | 0 | 886554 | 0.27 | 886554 | 0 | 886554 | 0.27 | 0 | 0 | 0 | 0 | 0 | 0 | 886554 | | | | | | | |
| d | Foreign Venture Capital Investors | | 0 | 0 | 0 | 0 | 0.00 | 0.00 | 0 | 0 | 0 | 0.00 | 0 | 0 | 0 | 0 | 0 | 0 | 0 | | | | | | | |
| e | Foreign Portfolio Investors | | 39 | 46878890 | 0 | 0 | 46878890 | 14.50 | 46878890 | 0 | 46878890 | 14.50 | 0 | 0 | 0 | 0 | 0 | 0 | 46878890 | | | | | | | |
| | NALANDA INDIA FUND LIMITED | AACCN5849D | 0 | 18170454 | 0 | 0 | 18170454 | 5.62 | 18170454 | 0 | 18170454 | 5.62 | 0 | 0 | 0 | 0 | 0 | 0 | 18170454 | | | | | | | |
| | NALANDA INDIA EQUITY FUND LIMITED | AADCN6131F | 0 | 14132439 | 0 | 0 | 14132439 | 4.37 | 14132439 | 0 | 14132439 | 4.37 | 0 | 0 | 0 | 0 | 0 | 0 | 14132439 | | | | | | | |
| | INVESCO OPPENHEIMER INTERNATIONAL SMALL-MID COMPANY FUND | AAATO0456A | 0 | 6522692 | 0 | 0 | 6522692 | 2.02 | 6522692 | 0 | 6522692 | 2.02 | 0 | 0 | 0 | 0 | 0 | 0 | 6522692 | | | | | | | |
| | JUPITER INDIA FUND | AABTT4862E | 0 | 3538053 | 0 | 0 | 3538053 | 1.09 | 3538053 | 0 | 3538053 | 1.09 | 0 | 0 | 0 | 0 | 0 | 0 | 3538053 | | | | | | | |
| g | Insurance Companies | | 0 | 0 | 0 | 0 | 0.00 | 0.00 | 0 | 0 | 0 | 0.00 | 0 | 0 | 0 | 0 | 0 | 0 | 0 | | | | | | | |
| h | Provident Funds/ Pension Funds | | 0 | 0 | 0 | 0 | 0.00 | 0.00 | 0 | 0 | 0 | 0.00 | 0 | 0 | 0 | 0 | 0 | 0 | 0 | | | | | | | |
| i | Any Other (specify) | | 0 | 0 | 0 | 0 | 0.00 | 0.00 | 0 | 0 | 0 | 0.00 | 0 | 0 | 0 | 0 | 0 | 0 | 0 | | | | | | | |
| | Sub-Total (B)(1) | | 53 | 89957429 | 0 | 0 | 89957429 | 27.82 | 89957429 | 0 | 89957429 | 27.82 | 0 | 0 | 0 | 0 | 0 | 0 | 89957429 | | | | | | | |
| 2 | Central Government/ State Government(s)/ President of India | | 0 | 0 | 0 | 0 | 0.00 | 0.00 | 0 | 0 | 0 | 0.00 | 0 | 0 | 0 | 0 | 0 | 0 | 0 | | | | | | | |
| | Sub-Total (B)(2) | | 0 | 0 | 0 | 0 | 0.00 | 0.00 | 0 | 0 | 0 | 0.00 | 0 | 0 | 0 | 0 | 0 | 0 | 0 | | | | | | | |
| 3 | Non-institutions | | 0 | 0 | 0 | 0 | 0.00 | 0.00 | 0 | 0 | 0 | 0.00 | 0 | 0 | 0 | 0 | 0 | 0 | 0 | | | | | | | |
| a | Individuals - | | 32855 | 11873531 | 0 | 0 | 11873531 | 3.67 | 11873531 | 0 | 11873531 | 3.67 | 0 | 0 | 0 | 0 | 0 | 0 | 11790755 | | | | | | | |
| i | Individual shareholders holding nominal share capital up to Rs. 2 lakhs. | | 32854 | 9573531 | 0 | 0 | 9573531 | 2.96 | 9573531 | 0 | 9573531 | 2.96 | 0 | 0 | 0 | 0 | 0 | 0 | 9490755 | | | | | | | |
| ii | Individual shareholders holding nominal share capital in excess of Rs. 2 lakhs. | | 1 | 2300000 | 0 | 0 | 2300000 | 0.71 | 2300000 | 0 | 2300000 | 0.71 | 0 | 0 | 0 | 0 | 0 | 0 | 2300000 | | | | | | | |
| b | NBFCs registered with RBI | | 0 | 0 | 0 | 0 | 0.00 | 0.00 | 0 | 0 | 0 | 0.00 | 0 | 0 | 0 | 0 | 0 | 0 | 0 | | | | | | | |
| c | Employee Trusts | | 0 | 0 | 0 | 0 | 0.00 | 0.00 | 0 | 0 | 0 | 0.00 | 0 | 0 | 0 | 0 | 0 | 0 | 0 | | | | | | | |
| d | Overseas Depositories (holding DRs) (balancing figure) | | 0 | 0 | 0 | 0 | 0.00 | 0.00 | 0 | 0 | 0 | 0.00 | 0 | 0 | 0 | 0 | 0 | 0 | 0 | | | | | | | |
| e | Any Other (specify) | | 1557 | 2331713 | 0 | 0 | 2331713 | 0.72 | 2331713 | 0 | 2331713 | 0.72 | 0 | 0 | 0 | 0 | 0 | 0 | 2331713 | | | | | | | |
| | Bodies Corporate | | 222 | 897301 | 0 | 0 | 897301 | 0.28 | 897301 | 0 | 897301 | 0.28 | 0 | 0 | 0 | 0 | 0 | 0 | 897301 | | | | | | | |
| | Clearing member | | 142 | 452374 | 0 | 0 | 452374 | 0.14 | 452374 | 0 | 452374 | 0.14 | 0 | 0 | 0 | 0 | 0 | 0 | 452374 | | | | | | | |
| | Non-Resident Indian (NRI) | | 604 | 634087 | 0 | 0 | 634087 | 0.20 | 634087 | 0 | 634087 | 0.20 | 0 | 0 | 0 | 0 | 0 | 0 | 634087 | | | | | | | |
| | HUF | | 588 | 306135 | 0 | 0 | 306135 | 0.09 | 306135 | 0 | 306135 | 0.09 | 0 | 0 | 0 | 0 | 0 | 0 | 306135 | | | | | | | |
| | IEPF | | 1 | 41816 | 0 | 0 | 41816 | 0.01 | 41816 | 0 | 41816 | 0.01 | 0 | 0 | 0 | 0 | 0 | 0 | 41816 | | | | | | | |
| | Sub-Total (B)(3) | | 34412 | 14205244 | 0 | 0 | 14205244 | 4.39 | 14205244 | 0 | 14205244 | 4.39 | 0 | 0 | 0 | 0 | 0 | 0 | 14122468 | | | | | | | |
| | Total Public Shareholding (B)=(B)(1)+(B)(2)+(B)(3) | | 34465 | 104162673 | 0 | 0 | 104162673 | 32.22 | 104162673 | 0 | 104162673 | 32.22 | 0 | 0 | 0 | 0 | 0 | 0 | 104079897 | | | | | | | |




Table - III-A Details of the shareholders acting as persons in Concert including their Shareholding----- NOT APPLICABLE

| Details of the shareholders acting as persons in Concert including their Shareholding: | | | |
|--|-------------|---------------|-----------|
| Name of shareholder | Name of PAC | No. of shares | Holding % |
| | | | |
| | | | |
| | | | |
| | | | |

6




Table - III-B Unclaimed Details of Public----- NOT APPLICABLE

| Details of Shares which remain unclaimed may be given hear along with details such as number of shareholders, outstanding | |
|---|---------------|
| No. of shareholders | No. of Shares |
| | |
| | |
| | |





Table - IV Shareholding Pattern of Non Promoter - Non Public Shareholders

| Category and name of shareholder | PAN | Nos. of shareholders | No. of fully paid up equity shares held | No. of Partly paid-up equity shares held | No. of shares underlying Depository Receipts | Total nos. shares held | Shareholding % calculated as per SCRR, 1957 As a % of (A+B+C2) | Number of Voting Rights held in each class of securities | | | No. of Shares Underlying Outstanding convertible securities (including Warrants) | Shareholding , as a % assuming full conversion of convertible securities (as a percentage of diluted share capital) As a % of | Number of Locked in shares | | Number of Shares pledged or otherwise encumbered | | Number of equity shares held in dematerialized form | |
|--|------|----------------------|---|--|--|------------------------|--|--|-------------|-------------|--|--|----------------------------|-------------------------------------|--|------|---|-----|
| | | | | | | | | No of Voting Rights | Class eg: X | Class eg: y | | | Total | Total as a % of Total Voting Rights | (X) | (XI) | | No. |
| (I) | (II) | (III) | (IV) | (V) | (VI) | (VII) = (IV)+(V)+ (VI) | (VIII) | | | | (IX) | (X) | | | | | (XI) | |
| | | | | | | | | | | | | | | | | | | |
| | | | | | | | | | | | | | | | | | | |
| | | | | | | | | | | | | | | | | | | |
| 1 Custodian/DR Holder | | 0 | 0 | 0 | 0 | 0 | 0 | 0 | 0 | 0 | 0 | 0 | 0 | 0 | 0 | 0 | 0 | 0 |
| 2 Employee Benefit Trust (under SEBI (Share based Employee Benefit) Regulations, 2014) | | 0 | 0 | 0 | 0 | 0 | 0 | 0 | 0 | 0 | 0 | 0 | 0 | 0 | 0 | 0 | 0 | 0 |
| Total Non-Promoter- Non Public Shareholding (C)= | | 0 | 0 | 0 | 0 | 0 | 0 | 0 | 0 | 0 | 0 | 0 | 0 | 0 | 0 | 0 | 0 | 0 |



6